



# Bringing it Home in West Vancouver

September 1, 2022 | HAVAN Government Relations Report #07

With municipal elections being held across BC on October 15, 2022, there is no doubt that housing will be at the top of the list of issues that will be discussed on door-steps and at all-candidate debates. Our organization has launched a "Bringing it Home" campaign to inform and engage with candidates across Metro Vancouver and to advocate on behalf of our members.

So who are we? Recognized as leaders in the homebuilding industry since 1974, our 1,100+ members include builders, developers, renovators, designers, suppliers, sub-trades, and leading professionals. We are an association of knowledgeable, trusted, resourceful and local professionals who build over 65% of Metro Vancouver's homes.


Our campaign is two-fold. Firstly, we want to share housing data for your region, to help inform you of what the landscape looks like in your municipality.

Secondly, we are undertaking a short survey to garner your perspectives on housing related issues, including development application timelines, housing forms, and your housing related priorities.

An analysis of the responses will be shared with local media and our vertically targeted reach to members (4,300+ opted in emails), and social media followers (20K+), and their friends and families. HAVAN's dedicated campaign webpage will include a list of candidates who have completed the survey and can be viewed by voters in your municipality.

Thank you for putting your name forward for election in your community and we appreciate the time taken to participate in our survey.

## Please Take 5 Minutes for 5 Questions



Scan QR Code to Complete Survey

<https://www.surveymonkey.com/r/B9NQBFQ>

### Housing Industry Economic Impact

#### New Construction



355 JOBS



\$24M WAGES



\$49M INVESTMENT VALUE

#### Renovations



657 JOBS

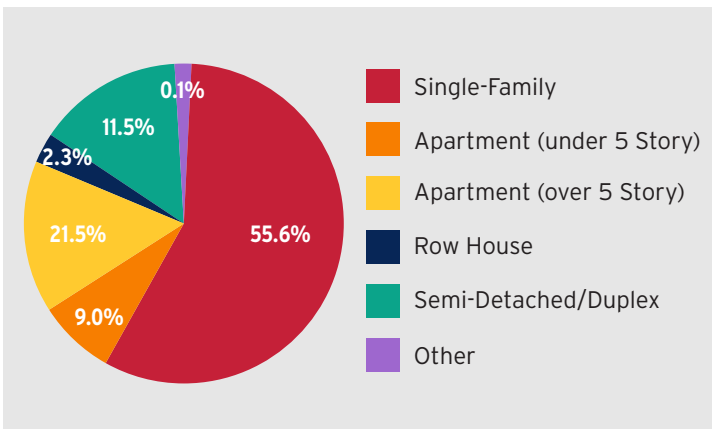


\$45M WAGES



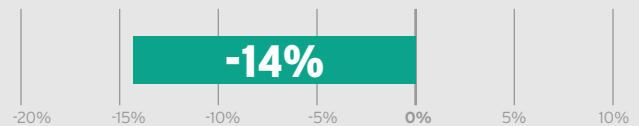
\$79M INVESTMENT VALUE

### Housing Mix Breakdown



### Are We Building Enough Housing Supply?

#### % of Housing Above or Below Metro Vancouver 2040 Regional Growth Strategy Projection



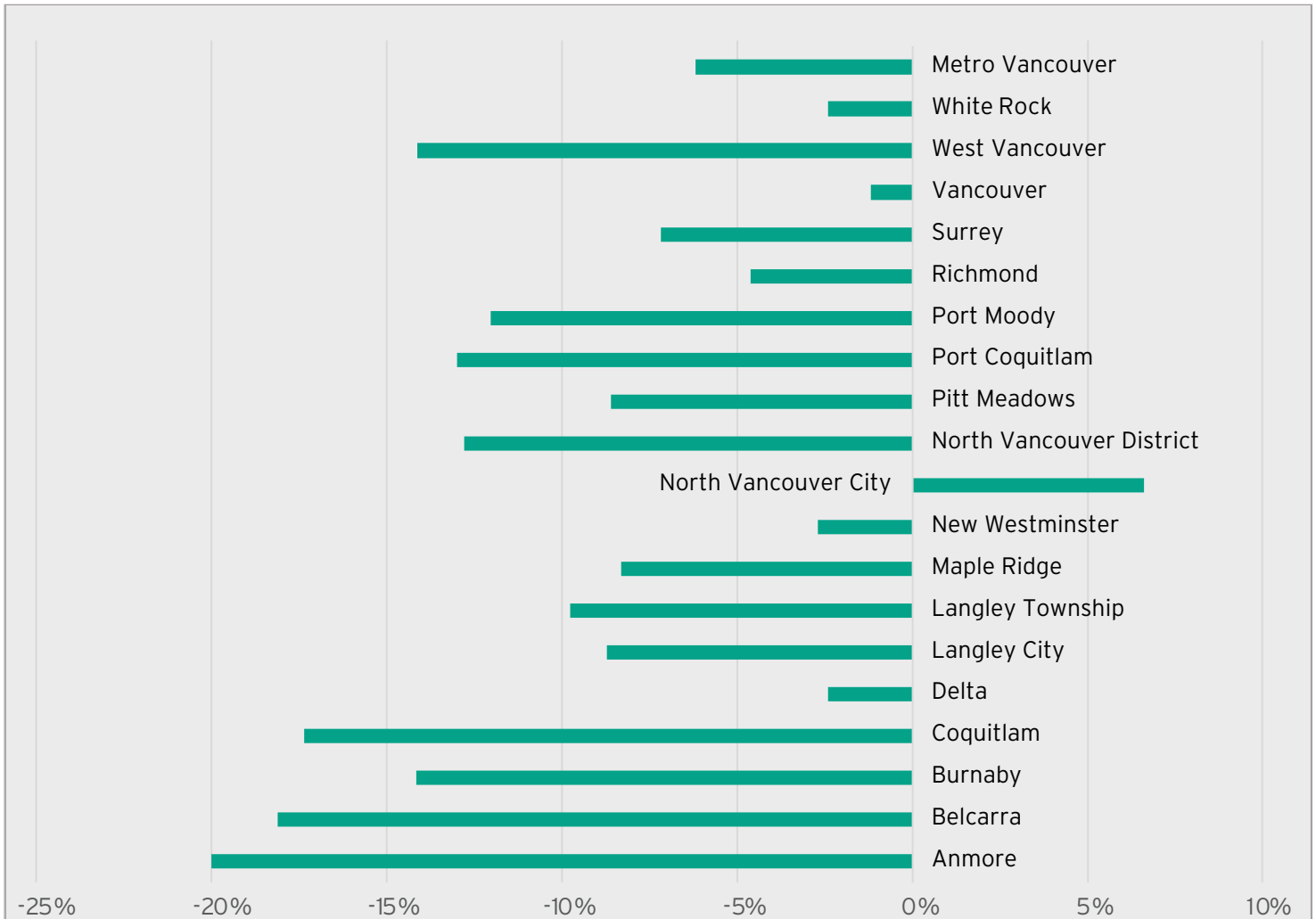
Number of Dwellings (2021 Census Data)

17,690

2021 Housing Projections (MV RGS)

20,600

## % of Housing Above or Below Metro Vancouver 2040 Regional Growth Strategy Projection



Based on data from Statistic Canada's 2021 Census and Metro Vancouver Regional Growth Strategy projections for 2021.



HAVAN, through its government relations department team, works with Metro Vancouver local governments on important public policy issues. Non-partisan policy analysis and strategic consultation is provided in a collaborative approach to efficiently deliver an affordable supply of housing across the region.

Proudly affiliated with:



**Diana Dilworth,**  
**Director of Government Relations**  
 778-373-9784 / [diana@havan.ca](mailto:diana@havan.ca)  
[www.havan.ca](http://www.havan.ca)

**Jay Chadha,**  
**Government Relations Associate**  
 778-373-9787 / [jay@havan.ca](mailto:jay@havan.ca)  
[www.havan.ca](http://www.havan.ca)